

Oracle Financial Services Data Integration Hub Foundation Pack Extension for Oracle Banking Platform

User Manual

Version 8.0.6.0.0



TABLE OF CONTENTS

PREFACE	4
Audience	4
Prerequisites	4
Related Information Sources	4
Acronyms	4
1 INTRODUCTION TO OBP INTERFACE	6
1.1 Overview of DIH Interface	6
1.2 Data Flow	6
1.3 List of OBP Modules	6
2 MAPPING THE OFSAA USER TO OBP USER GROUPS	8
3 LOGGING INTO OBP-OFSAA INTERFACE	10
4 PREREQUISITES FOR DEPLOYING OFSAA-OBP CONNECTORS	11
5 DEPLOYING/ UNDEPLOYING OFSAA-OBP CONNECTORS USING REFRESH OBP INTERFACE MENU	15
5.1 Known Warnings	19
6 UNDEPLOYING OFSAA-OBP CONNECTORS USING REFRESH OBP INTERFACE MENU	20
6.1 Deploying Upgraded Source Version	20
6.2 Changes in ODI / External Data Store Settings	20
7 ACCOUNTING MODULE	22
7.1 List of Accounting Tables	22
8 CASA MODULE	23
8.1 List of CASA Tables	23
9 CHANNEL MODULE	24
9.1 List of Channel Tables	24
10 COLLATERAL MODULE	26
10.1 List of Collateral Tables.....	26
11 COLLECTIONS MODULE	27
11.1 List of Collections Tables	27
12 CORE MODULE	28

12.1	List of Core Tables	28
13	CUSTOMER MODULE.....	31
13.1	List of Customer Tables	31
14	DDA MODULE.....	33
14.1	List of DDA Tables	33
15	FACILITY MODULE	34
15.1	List of Facility Tables.....	34
16	GENERAL LEDGER (GL) MODULE	35
16.1	List of GL Tables	35
17	INTEREST MODULE	36
17.1	List of Interest Tables	36
18	LOAN MODULE	37
18.1	List of Loan Tables.....	37
19	MITIGANT MODULE	39
19.1	List of Mitigant Tables	39
20	ORIGINATION MODULE.....	41
20.1	List of Origination Tables	41
21	OVERDRAFT MODULE	44
21.1	List of Overdraft Tables.....	44
22	PARTY MODULE	45
22.1	List of Party Tables	45
23	PRODUCT MODULE.....	48
23.1	List of Product Tables	48
24	TERM DEPOSIT MODULE.....	49
24.1	List of Term Deposit Tables	49
25	TERM DEPOSIT MODULE.....	50
25.1	List of Term Deposit Tables	50

Preface

Audience

Following are the intended audience for the Oracle Financial Services Data Integration Hub (OFS DIH) Foundation Pack Extension for Oracle Banking Platform (OBP) user guide:

- ETL Developers: The ETL Developers from the IT Department of the financial services institution, who do the data sourcing.
- Business Analysts: The business analysts from the IT Department of the financial services institution, who do the mapping of the tables.

Prerequisites

- Data Integration Hub (DIH) should be installed
- OFSAA – OBP Interface should be installed
- Oracle Data Integrator environment for executing the interfaces

Related Information Sources

Along with this user manual, you can also refer to the following documents in [OHC](#) documentation Library:

- Oracle Financial Services Data Integration Hub User Guide Release 8.0.6.0.0
- Oracle Financial Services Data Integration Hub Application Pack Installation Guide Release 8.0.6.0.0

Acronyms

Acronym	Description
DIH	Data Integration Hub
UI	User Interface
ODI	Oracle Data Integrator
OBP	Oracle Banking Platform
OFSAA	Oracle Financial Services Analytical Applications
ADI	Application Data Interface
KM	Knowledge Module
EDD	External Data Descriptor

Acronym	Description
Apps	Application
EOFI	End of Financial Input

1 Introduction to OBP Interface

1.1 Overview of DIH Interface

Data Integration Hub (DIH) enables to load the data from the source systems to the Oracle Financial Services Analytical Applications (OFSAA) staging tables, through logical interfaces, known as Application Data Interfaces (ADI). DIH provides a set of User Interfaces (UI), which is used to define and maintain External Data Descriptors (EDD), Application Data Interfaces, and also map the EDDs and ADIs through Connectors. The mappings can be one to one, one to many, and many-to-many.

The source systems that supply data include, the core banking systems, rating systems, modeling systems, and so on. In the absence of DIH, the data from the source systems are extracted, transformed, and loaded (ETL process) to the physical tables in Oracle Data Integrator (ODI). With DIH, the ETL activity is not replaced; but DIH serves as an abstract, logical layer to the physical tables in Oracle Data Integrator (ODI).

Oracle Financial Services Analytical applications (OFSAA) enables financial institutions to measure and meet risk-adjusted performance objectives, cultivate a risk management culture, lower the costs of compliance and regulation, and improve customer insight.

Oracle Business Platform (OBP) is designed to help banks respond strategically to today's business challenges and progressively transform their business models through industrialized business processes, driving productivity improvements across front and back offices, and reducing operating costs.

It supports banks' growth agenda through new distribution strategies including multi-brand or white labeling to tap new markets and enterprise product origination supporting multi-product and packages to drive an increased customer-to-product ratio.

1.2 Data Flow

The procedures are packaged within OBP which populates data from various tables in OBP to several landing area tables after execution. Essentially a 1:1 mapping is done between the landing area table (EDD) and OFSAA staging area table (ADI). Most of the calculations and transformations are done within these extraction routines. The DIH connector pulls data from the landing tables and populates the same in the staging area tables.

1.3 List of OBP Modules

The modules used in OBP are as follows:

- ACCOUNTING
 - CASA
 - CHANNEL
 - COLLATERAL
-



- COLLECTIONS
- CORE
- CUSTOMER
- DDA
- FACILITY
- GL
- INTEREST
- LOAN
- MITIGANT
- ORIGINATION
- PARTY
- PRODUCT
- TERM DEPOSIT
- OVERDRAFT

NOTE: The supported versions of OBP are 2.3.0.0, 2.4.0.0 and 2.6.2.0.

2 Mapping the OFSAA User to OBP User Groups

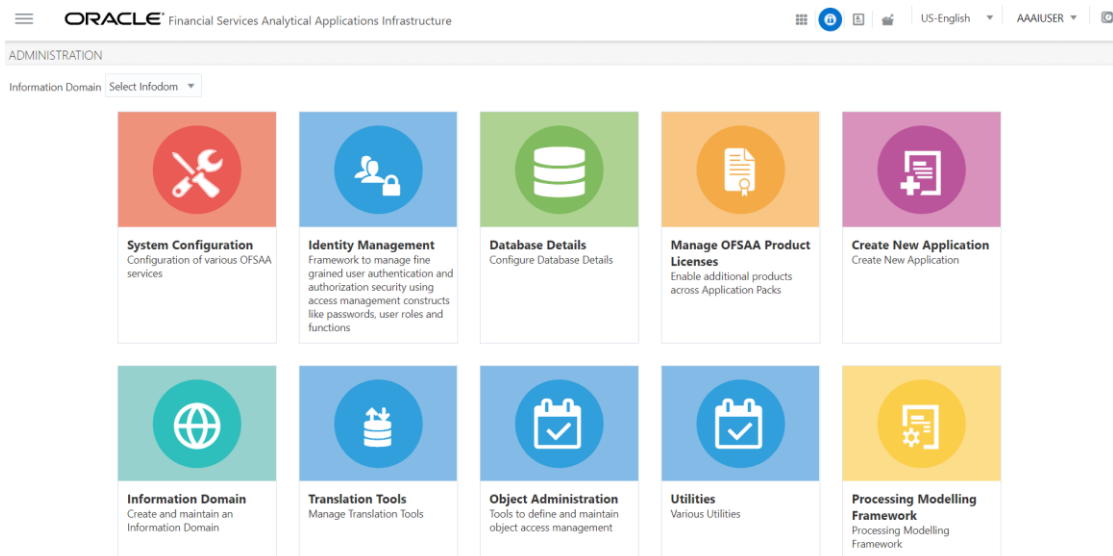
User group mapping enables you to map user(s) to specific user group which in turn is mapped to a specific Information Domain and role. Every User Group mapped to the infodom should be authorized. Else, it cannot be mapped to users.

User Group Map screen displays fields such as **User ID**, **Name**, and the corresponding **Mapped Groups**. You can view and modify the existing mappings within the **User Group Maintenance** screen.

To access User Group Mapping, from Oracle Financial Services Analytical Applications Infrastructure window, click  from the header to display the Administration tools in Tiles menu. Click Identity Management from the Tiles menu to view the Security Management window, or click  button to access the Navigation List, and click Identity Management to view the Security Management window. For details on mapping users to user groups refer to [OFSAAI User Guide](#) in OHC documentation library.

Seeded User Groups for OFSAA - OBP Interface

Name	Description
OBP Admin	User mapped to this group will have access to all the menu items for entire OBP Application. The exclusive menu's which are available only to this group users are <i>OBP Administration</i>
OBP Data Mapping	User mapped to this group will have access to OBP Data Mapping Menu
OBP Operator	User mapped to this group will have access to Orchestration and Execution Menu



Identity Management

ORACLE Financial Services Analytical Applications User: AAAIUSER

User - User Group Map

Search and Filter: User ID Name Search Reset

~User - User Group Map 1 - 5 / 5

User ID	Name
<input type="checkbox"/> AAAIUSER	AAAIUSER
<input type="checkbox"/> GUEST	Guest Login
<input type="checkbox"/> REDUSER	REDUSER
<input checked="" type="checkbox"/> SYSADMIN	System Administrator
<input type="checkbox"/> SYSAUTH	System Authorizer

Records Per Page 5 1 - 2 / 2

~SYSADMIN Map

Mapped Groups

- Identity Administrator
- System Administrator

OK Close

Search

~User Groups

Members	Selected Members
AUTOGRP	Identity Administrator
Data Controller	System Administrator
IPEADMN	
Modeler	
Modeling Administrator	

> >> < <<

User - User Group Map > User - User Group Map OK Close

User - User Group Map

Search

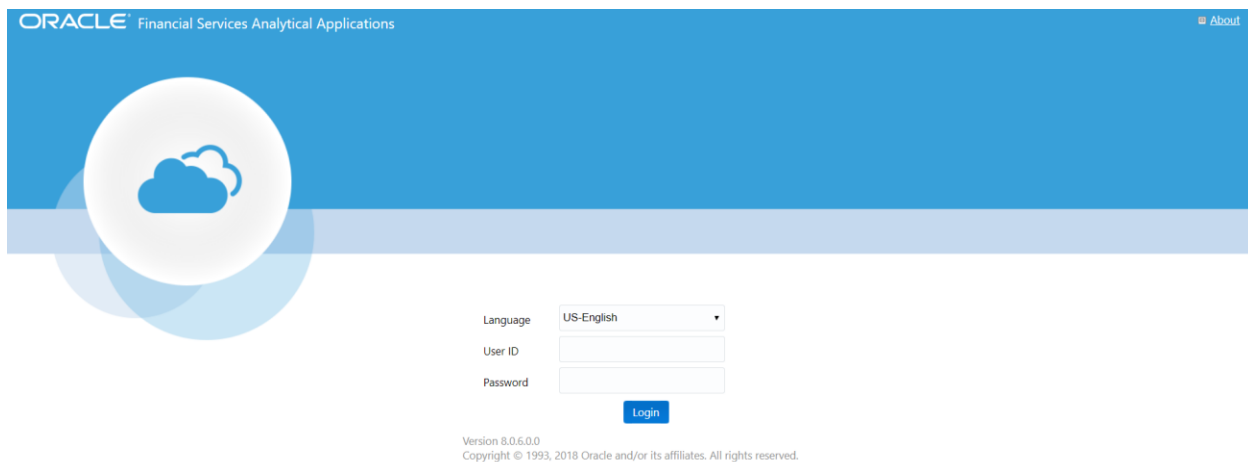
~User Groups

Members	Selected Members
AUTOGRP	Identity Administrator
Data Controller	System Administrator
IPEADMN	
Modeler	
Modeling Administrator	

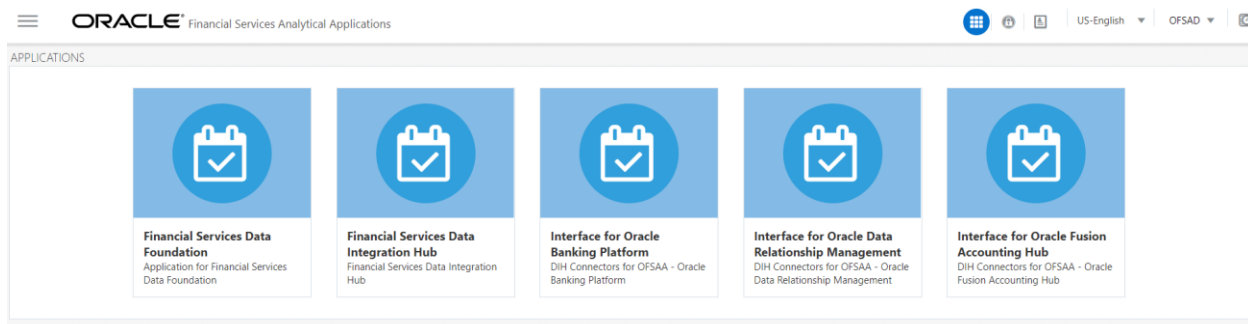
> >> < <<

3 Logging into OBP-OFSAA Interface

Access the OBP-OFSAA Interface using your login credentials (User ID and password). The built-in security system ensures that you are permitted to access the window and actions based on the authorization only.

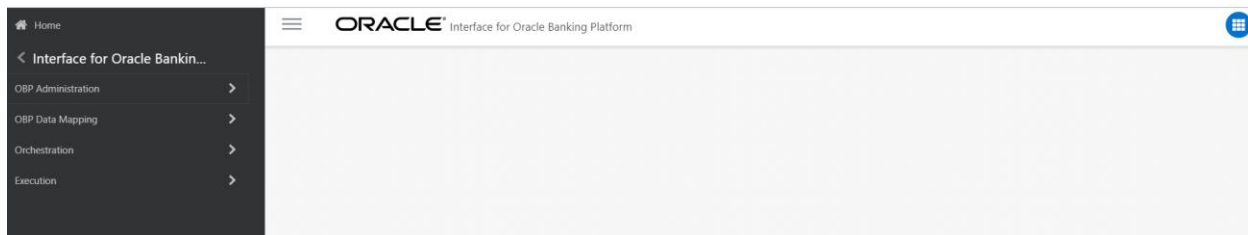


After logging into the application, select **Interface for Oracle Banking Platform**.



Note: You should be mapped at least any one of the OBP user groups in order to get the application.

The OBP -OFSAA landing page is displayed below.



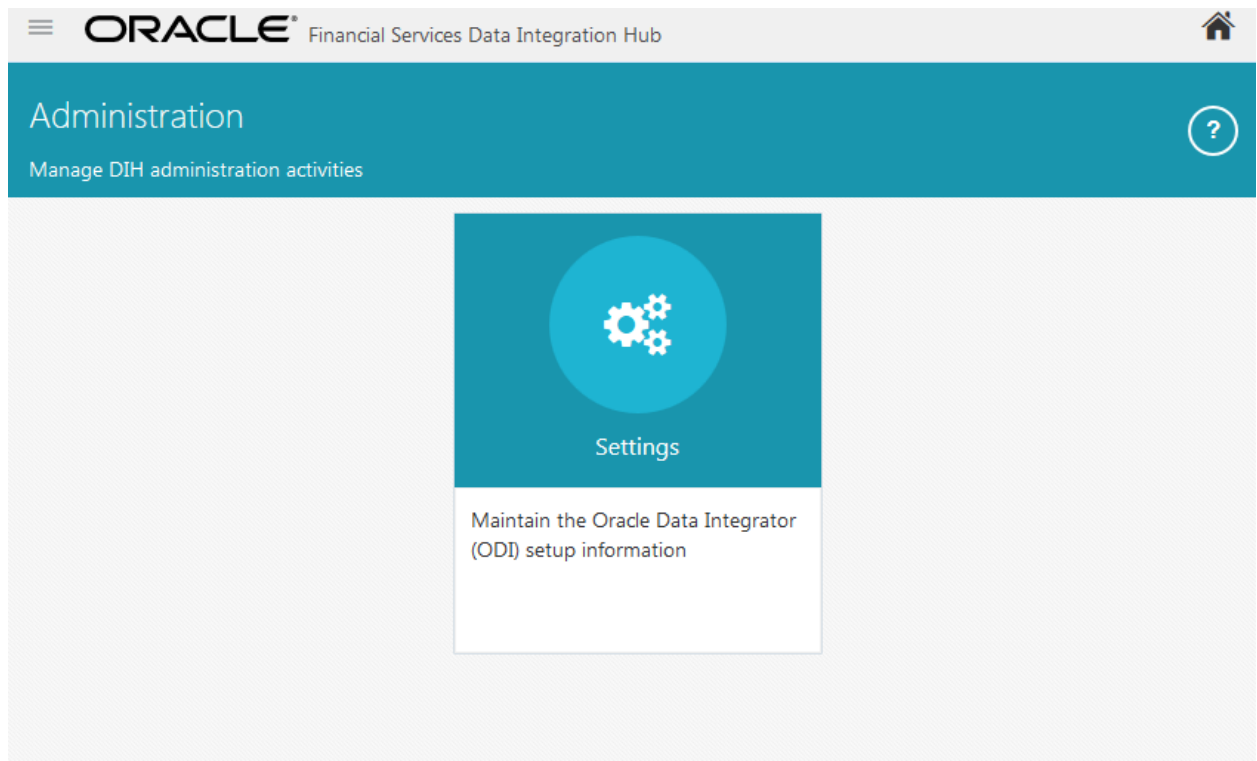
4 Prerequisites for Deploying OFSAA-OBP Connectors

The deployment process requires the below actions to be performed as prerequisites. Ensure that these requirements are met before starting the deployment using Refresh OBP interface menu.

- The user must be mapped to the user group **OBP Admin** in order to get the Refresh OBP Interface menu.
- The user should have mapped to **DIH Admin** and **DIH Data Mapping** user groups to configure the Oracle Data Integrator (ODI) settings and External Data Store respectively.

Follow the below steps:

1. Complete the ODI settings using **Settings** option in **DIH Application Administration** menu before deploying the interface.
2. Click Settings in Administration screen.



3. The ODI settings screen is displayed. Update the setting information correctly before proceeding to the deployment of OBP interface connectors.

Settings Menu	Values Required	Example
ODI User	User Name used for Login to ODI	SUPERVISOR
ODI Password	ODI Password for the ODI user to login	odipassword
Master Repository DB User	Master Repository DB Schema User Name created for ODI	DIHDEV_ODI_REPO
Master Repository DB Password	Master Repository DB Schema Password	dbpassword

Settings Menu	Values Required	Example
Master DB Driver	Oracle Driver (Use the Default)	oracle.jdbc.OracleDriver
Master DB Connection	Oracle Database JDBC URL	jdbc:oracle:thin:@10.184.135.6:1521:DIHDB
Work Repository	Repository used inside ODI	DIHREP

- A source named **OBP_STAGE_SRC** is present in **External Data Store** under **DIH Application**. Select the entry which is present as **OBP_STAGE_SRC** to **Edit**.

Source Name	Type	File Location	DB Connection	Last Modified By	Last Modified Date
OBP_STAGE_SRC	ORACLE DB	null	jdbc:oracle:thin:@SOURCEPORT1521	OPSAD	2015-03-22 10:25:00.0

- Provide the details of OBP schema user name and password where you have the Landing Tables of OBP Application. Refer to [DIH User Manual](#) for more details on External Data Store File settings.

EDS Name *

EDS Description

Type

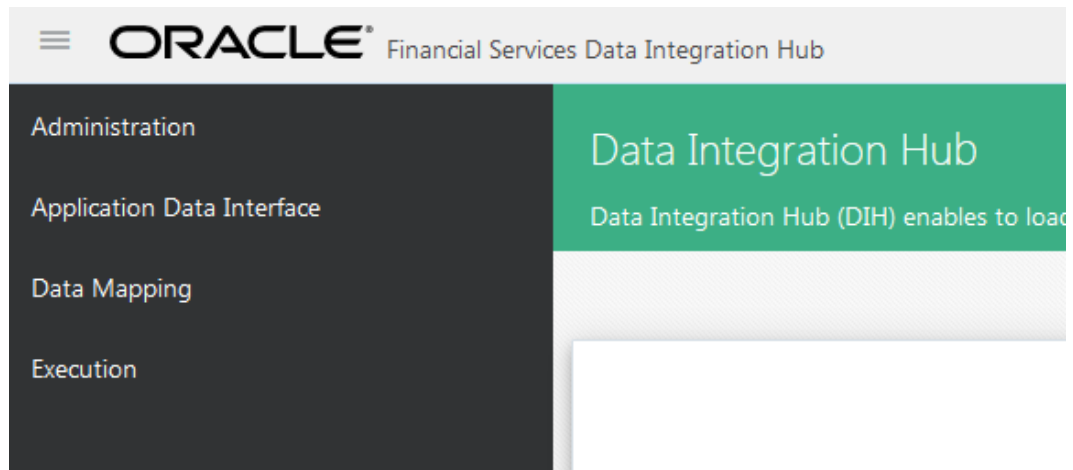
JDBC URL


User ID

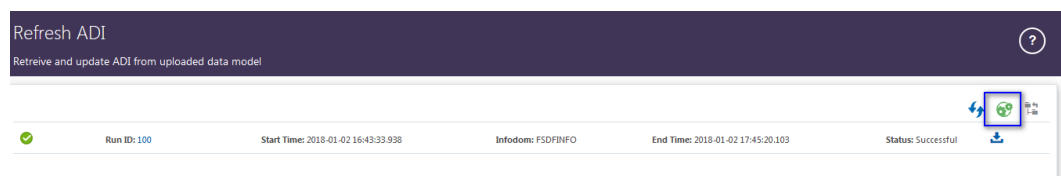
Password


Schema

6. Navigate to **DIH Application**, click **Menu**.



7. Click **Application Data Interface**.
8. On the RHS click **Refresh ADI**.
9. Click **Start**  icon. This refreshes all the Application Data Interfaces, and creates the Application Data Interfaces for all the staging tables present in the model which is being uploaded in the same Infodom.



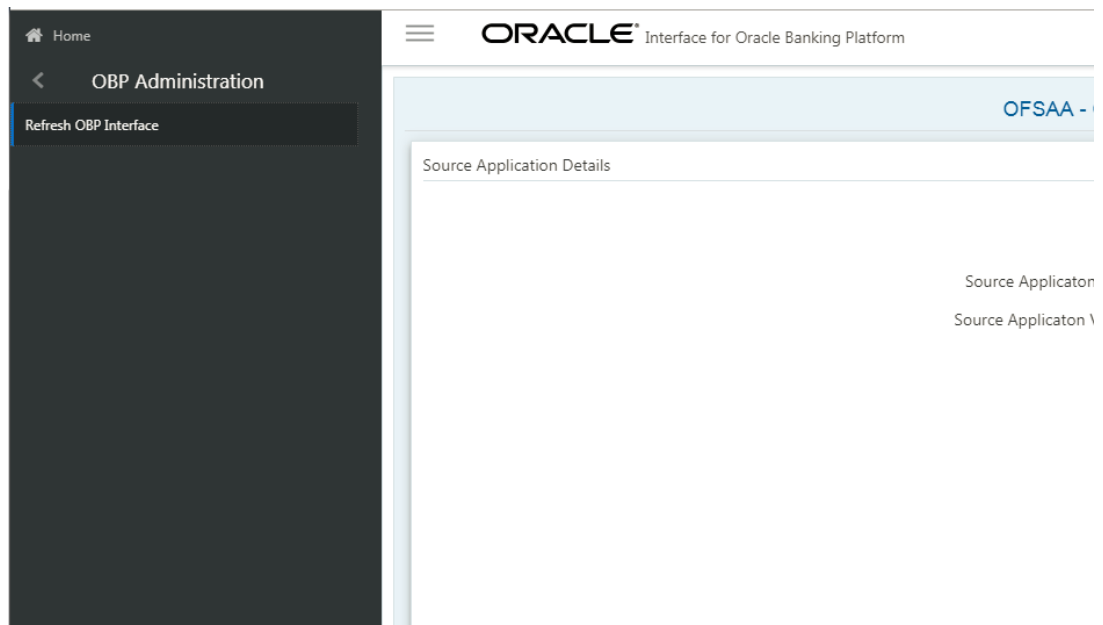
10. Navigate to **DIH Application**, click **Menu**.
11. Click **Application Data Interface**.
12. On the RHS click **Target Datastore Refresh**.
13. Click on **Start**  icon. This refreshes all available target data stores.



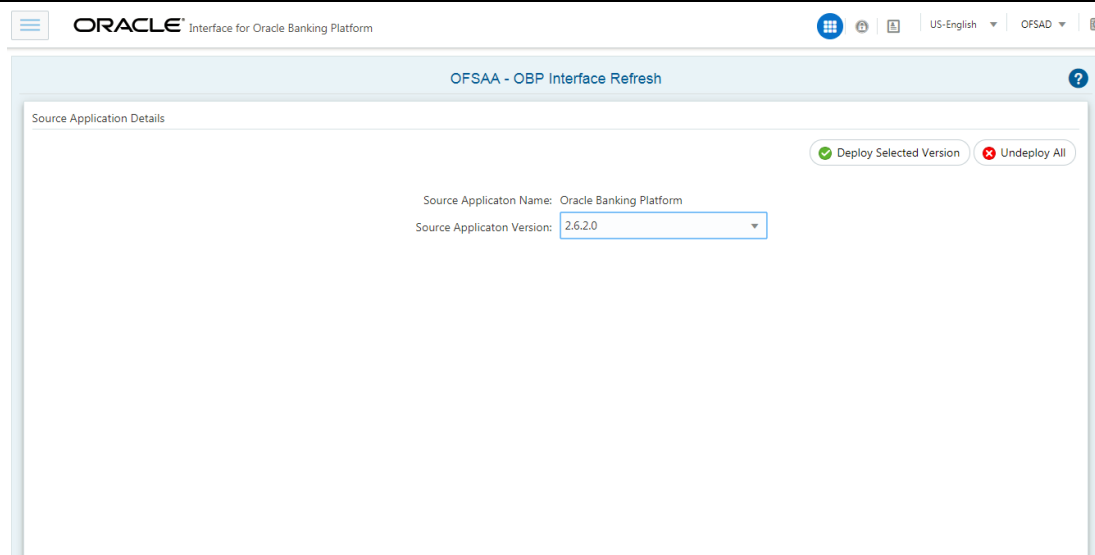
5 Deploying/ Undeploying OFSAA-OBP Connectors Using Refresh OBP Interface Menu

After the pre-requisites are complete, you can deploy the OBP connectors that map the multiple file EDD's to the corresponding ADI's, by using **Refresh OBP Interface** menu. This creates the corresponding External Data Descriptor and Connectors inside **Data Mapping** Menu of the OBP Interface.

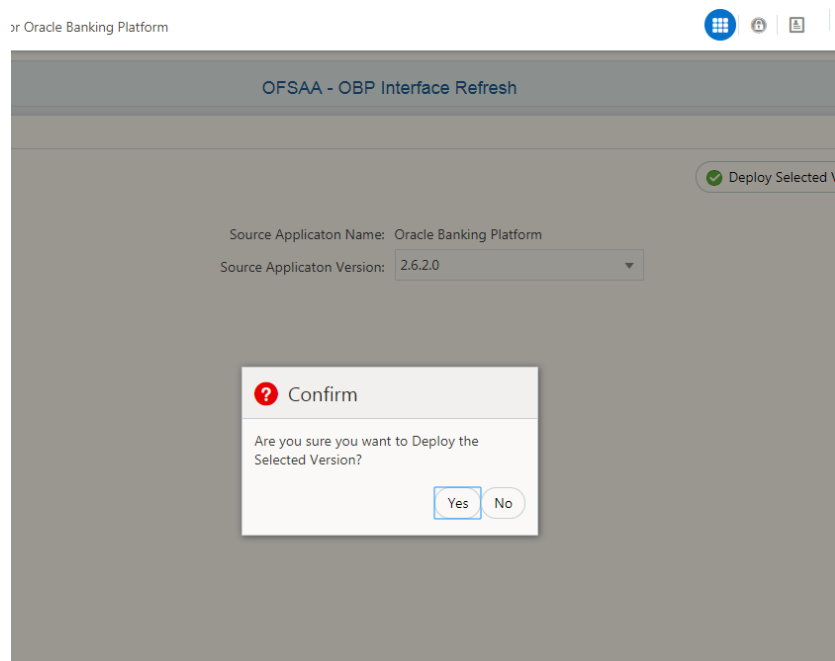
1. Navigate to the OBP application interface.
2. Select **Administration**, and click **Refresh OBP Interface**.



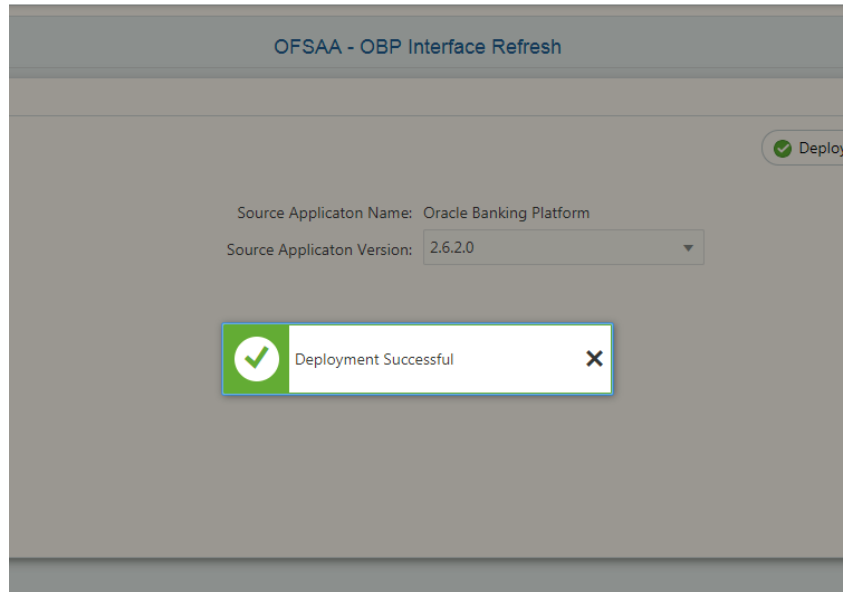
3. Select the Source App Version from the drop-down menu. OBP interface has version 2.3.0.0, 2.4.0.0 and 2.6.2.0. You can select and deploy either 2.3.0.0 or 2.4.0.0 version at a time. Version 2.6.2.0 can be deployed along with other version, as connector names are different in this version. This will deploy new set of connectors which may already be present in old version but with different name.
4. Click **Deploy Selected Version**



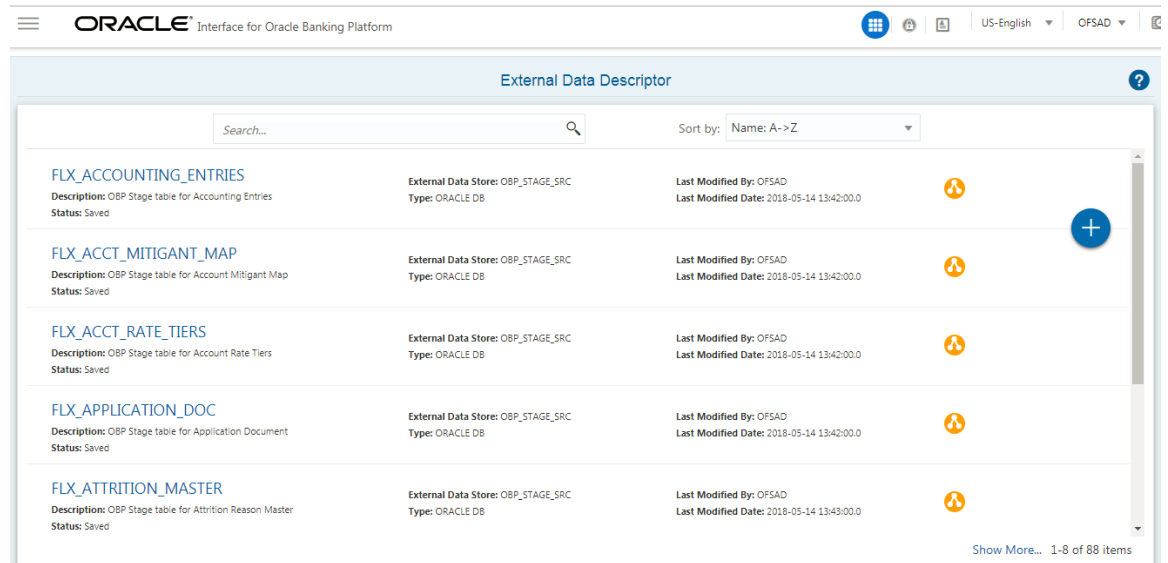
5. A message “*Are you sure you want to Deploy the Selected Version?*” is displayed. Click **Yes** to proceed.



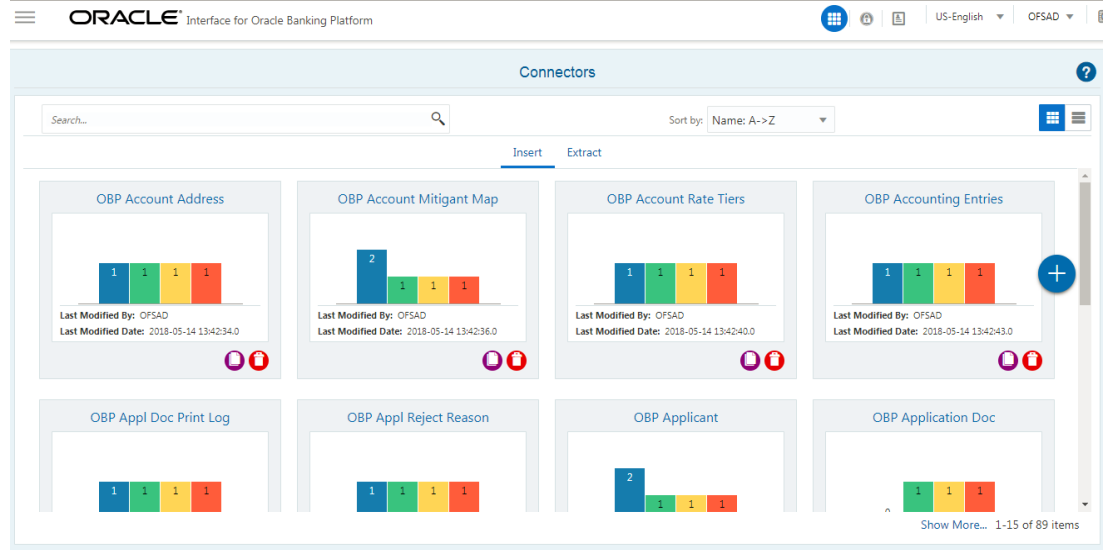
After the deployment is complete, the “*Deployment Successful*” message is displayed.



- Navigate to **External Data Descriptor** and **Connectors** under **OBP Data Mapping** for checking the deployed EDDs, Connectors and the Mappings.

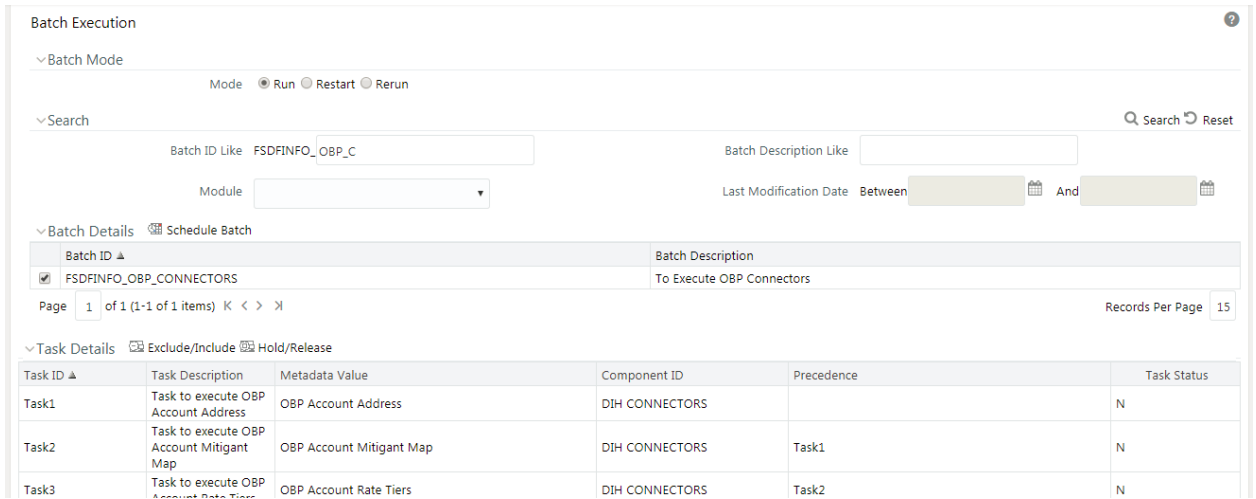


OBP External Data Descriptor



OBP Connectors

7. Predefined batch <INFODOM>_OBP_CONNECTORS will be created to execute the set of connectors deployed in the version 2.6.2.0.



Note: Precedence is set and Task execution will be sequential through this batch.

5.1 Known Warnings

The following list of attributes in FSDF have data length smaller than source data model (OBP) and Nullable in Source data model (OBP) and Not Nullable in target data model (FSDF).

In case of data error due to data length, follow one of the following steps:

- a. Increase target column length as needed, validate its impact on Apps before making the change.
- b. Modify the connector to apply transformation to trim the source data to target structure.
- c. Source is expected to have data for the columns those are mapped to Not Null columns of target
- d. CERTAIN DQ CHECK OF FSDF MAY NOT BE APPLICABLE FOR OBP CONNECTORS.

Refer the [Mismatches_OBP.xlsx](#) for more information.

6 Undeploying OFSAA-OBP Connectors Using Refresh OBP Interface Menu

You can use the **Undeploy All** button to undeploy the connectors. Use the undeploying feature in the following scenarios.

6.1 Deploying Upgraded Source Version

If there is an upgraded source application (OBP) available, you can undeploy the existing version of the connector, and redeploy the same by selecting the available upgraded source version. The current available source version for OBP connector supports OBP versions 2.3.0.0, 2.4.0.0 and 2.6.2.0.

Note: You can deploy only one source version at a time. You need to upgrade the source, undeploy the version and deploy the required version.

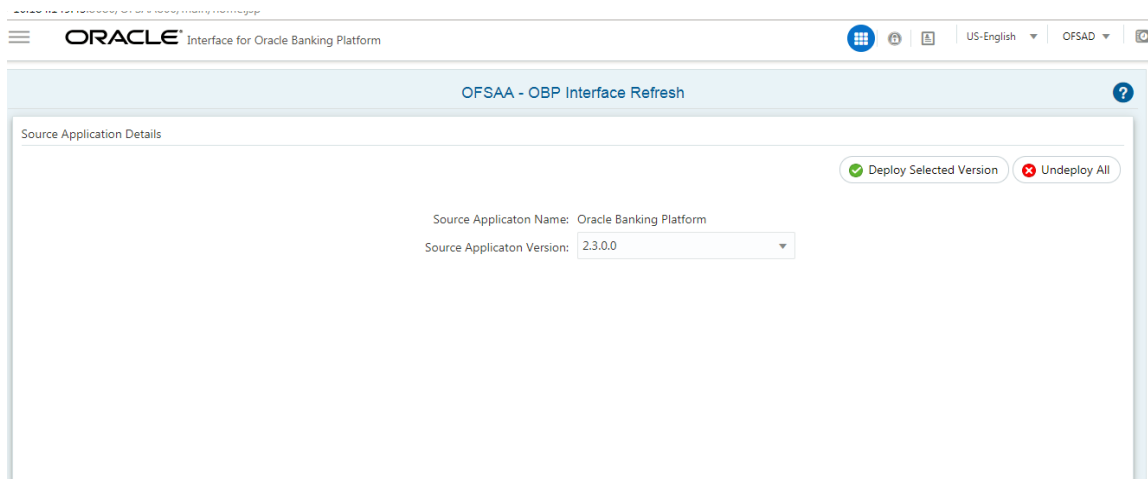
6.2 Changes in ODI / External Data Store Settings

If there is a change in the ODI/ External Data Store settings, then you can undeploy the connectors. Modify the settings and redeploy to obtain the latest connector settings.

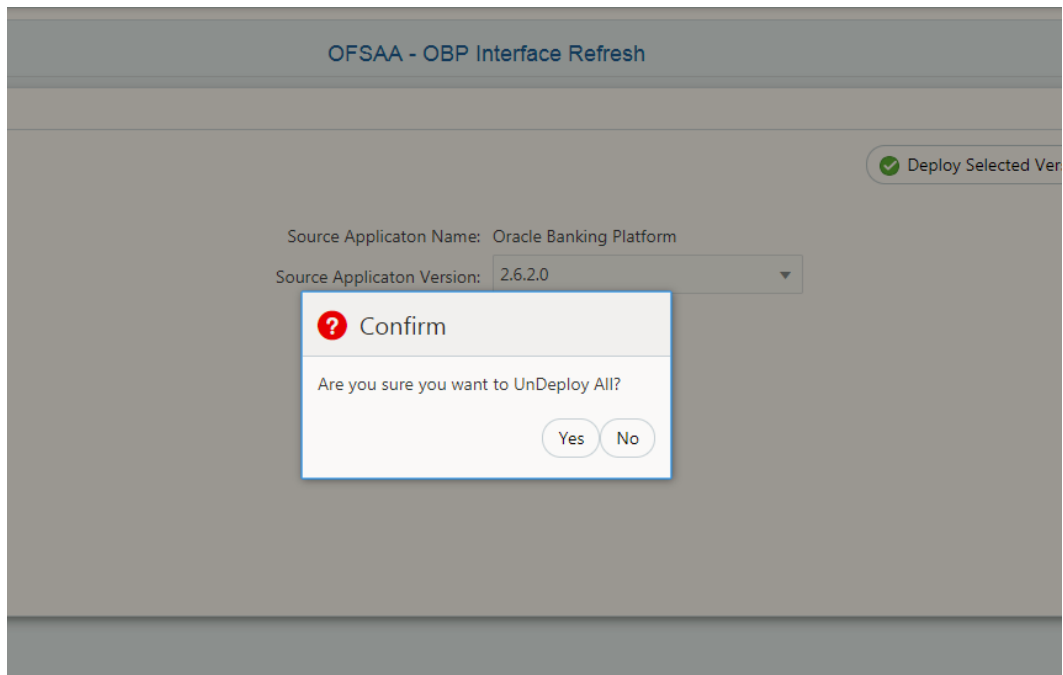
Note: You cannot undeploy the connectors if any of the Connector/External Data Descriptor is in published mode. Unpublish all the Connector/External Data Descriptor before proceeding with undeployment.

Follow the below steps to undeploy:

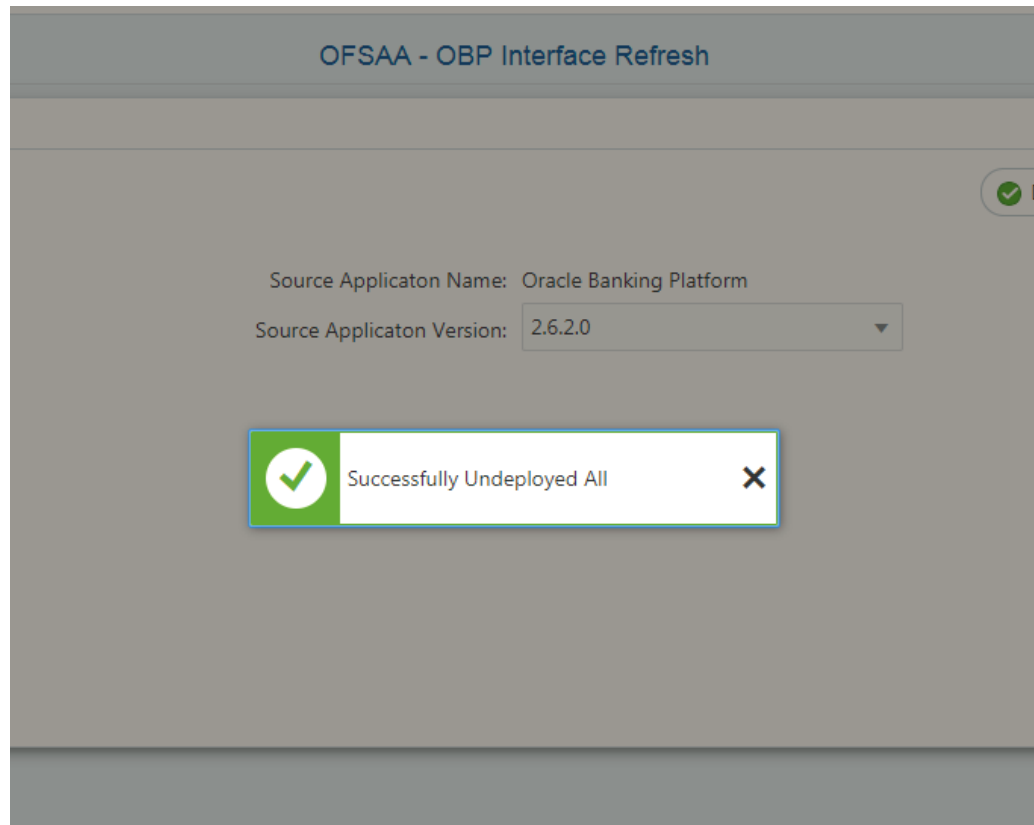
1. Click **Undeploy All** to undeploy the Connector version.



2. A message "Are you sure you want to Undeploy All?" is displayed. Click Yes to proceed.



3. After the undeployment is complete, the *“Successfully Deployed All”* message is displayed.



7 Accounting Module

7.1 List of Accounting Tables

- For Connector: Con_Obp_Accounting_Entries OBP Accounting Entries
The ADI is Accounting Entries
ADI Subtype: -
EDD is: FLX_ACCOUNTING_ENTRIES

For the above connector, refer the file [Accounting](#) for OBP Column name and the Target Logical Name.

8 CASA Module

8.1 List of CASA Tables

- For Connector: OBP Cust Acct Casa Txn

The ADI is Customer Account Transaction
ADI Subtype: CASA Transaction

EDD is: FLX_DD_TXNS

- For Connector: OBP Cust Acct OD Txn

The ADI is Customer Account Transaction
ADI Subtype: Over Draft Accounts Transactions

EDD is: FLX_OD_TXNS

- For Connector: OBP Cust Acct Casa

The ADI is Customer Account
ADI Subtype: CASA Contracts
EDD is: FLX_DD_DETAILS

- For Connector: OBP Cust Acct OD

The ADI is Customer Account
ADI Subtype: OD Accounts
EDD is: FLX_OD_DETAILS

- For Connector: OBP Cust To Cust Rel

The ADI is Customer To Customer Relationships
ADI Subtype: -

EDD is: FLX_PI_PARTY_RELATION

For the above connectors, refer the file [CASA](#) for OBP Column name and the Target Logical Name.

9 Channel Module

9.1 List of Channel Tables

- For Connector: OBP Merchant Master

The ADI is Merchant
Master ADI Subtype: -

EDD is: FLX_MERCHANT_MAST

 - For Connector: OBP Txn Channel Mast

The ADI is Transaction Channel Master
ADI Subtype: -

EDD is: FLX_TXN_CHANNELS

 - For Connector: OBP Merchant Cat Master

The ADI is Merchant Category Master
Master ADI Subtype: -

EDD is: FLX_MERCHANT_CATGS

 - For Connector: OBP Internet Transac

The ADI is Internet Transactions
Master ADI Subtype: -

EDD is: FLX_CH_NET_TXNS

 - For Connector: OBP Branch Transactions

The ADI is Branch Transactions
Master ADI Subtype: -

EDD is: FLX_CH_BRANCH_TXNS

 - For Connector: OBP Point Of Sale Transac

The ADI is Point Of Sale Transactions
-

Master ADI Subtype: -

EDD is: FLX_CH_POS_TXNS

- For Connector: OBP Auto Tllr Mach Transac

The ADI is Automatic Teller Machine Transactions

Master ADI Subtype: -

EDD is: FLX_CH_ATM_TXNS

- For Connector: OBP Telebanking Transac

The ADI is Telebanking Transactions

Master ADI Subtype: -

EDD is: FLX_CH_TB_TXNS

For the above connector, refer the file [Channel](#) for OBP Column name and the Target Logical Name.

10 Collateral Module

10.1 List of Collateral Tables

- For Connector: OBP Collateral Master

The ADI is Collateral
Master ADI Subtype: -

EDD is: FLX_COLLATERAL_MASTER

- For Connector: OBP Collaterals

The ADI is Collaterals
ADI Subtype: -

EDD is: FLX_COLLATERAL

- For Connector: OBP Exp Mitigant Map

The ADI is Mitigants
ADI Subtype: -

EDD is: FLX_EXPOSURE_MITIGANT

- For Connector: OBP Cust Acct Gurantees

The ADI is Customer Account
ADI Subtype: - Guarantees

EDD is: FLX_GUARANTEES

- For Connector: OBP Cust Acct Gurantees

The ADI is Customer Account
ADI Subtype: - Guarantees

EDD is: FLX_GUARANTEES

For the above connectors, refer the file [Collateral](#) for OBP Column name and the Target Logical Name.

11 Collections Module

11.1 List of Collections Tables

- For Connector: OBP Collections

The ADI is Collections
ADI Subtype: -

EDD is: FLX_COLLECTIONS

- For Connector: OBP Recoveries

The ADI is Recoveries
ADI Subtype: -

EDD is: FLX_RECOVERIES

- For Connector: OBP Collector Contacts

The ADI is Collector Contacts
ADI Subtype: -

EDD is: FLX_COLLECTOR_CONTACT

For the above connectors, refer the file [Collections](#) for OBP Column name and the Target Logical Name.

12 Core Module

12.1 List of Core Tables

- For Connector: OBP Cust Education Master

The ADI is Country Master
ADI Subtype: -

EDD is: FLX_PARTY_EDUCATION

 - For Connector: OBP Product Master

The ADI is Attrition Reason
Master ADI Subtype: -

EDD is: FLX_PRODUCTS

 - For Connector: OBP Attr Reason Master

The ADI is Attrition Reason Master
ADI Subtype: -

EDD is: FLX_ATTRITION_MASTER

 - For Connector: OBP Branch Master

The ADI is Branch Master
ADI Subtype: -

EDD is: FLX_BRANCH_CODES

 - For Connector: OBP Country Master

The ADI is Country Master
ADI Subtype: -

EDD is: FLX_COUNTRIES

 - For Connector: OBP Credit Officer Master
-

The ADI is Credit Officer Master
ADI Subtype: -

EDD is: FLX_CREDIT_OFFICER

- For Connector: OBP Cust Acct Loan
The ADI is Customer Account
ADI Subtype: Loan Contracts
EDD is: FLX_LN_CONTRACTS

 - For Connector: OBP Exchange Rates

The ADI is Exchange Rates
ADI Subtype: -
EDD is: FLX_EXCHANGE_RATES

 - For Connector: OBP Geography Master

The ADI is Geography Master
ADI Subtype: -
EDD is: FLX_GEOGRAPHIES

 - For Connector: OBP Issuer Master

The ADI is Issuer Master
ADI Subtype: -
EDD is: FLX_ISSUER_MASTER

 - For Connector: OBP Legal Entity Master

The ADI is Legal Entity Master
ADI Subtype: -
EDD is: FLX_BANK_CODES

 - For Connector: OBP Org Unit Master
-

The ADI is Org Unit

Master ADI Subtype: -

EDD is: FLX_BUSINESS_UNIT

- For Connector: OBP Writeoff Reason Master

The ADI is Attrition Reason

Master ADI Subtype: -

EDD is: FLX_WRITEOFF_MASTER

For the above connectors, refer the file [Core](#) for OBP Column name and the Target Logical Name.

13 Customer Module

13.1 List of Customer Tables

- For Connector: OBP Cust Class Master

The ADI is Customer Classification Master
ADI Subtype: -

EDD is: FLX_PARTY_TYPES

 - For Connector: OBP Cust Education Master

The ADI is Customer Education Master
ADI Subtype: -

EDD is: FLX_PARTY_EDUCATION

 - For Connector: OBP Cust To Cust Rel

The ADI is Customer To Customer Relationships
ADI Subtype: -

EDD is: FLX_PI_PARTY_RELATION

 - For Connector: OBP Customer Address

The ADI is Customer Address
ADI Subtype: -

EDD is: FLX_PARTY_ADDRESSES

 - For Connector: OBP Customer Email Address

The ADI is Party Email Address
ADI Subtype: -

EDD is: FLX_CUST_EMAIL_ADDR
The ADI is Customer Phone
-

ADI Subtype: -

EDD is: FLX_PARTY_PHONE_DTLS

- For Connector: OBP Customer Relationships

The ADI is Account Customer Relationship
ADI Subtype: -
EDD is: FLX_PARTY_RELATIONS

- For Connector: OBP Customer Type Master

The ADI is Customer Type Master
ADI Subtype: -
EDD is: FLX_PARTY_CLASS

- For Connector: OBP Industry Master

The ADI is Industry Master
ADI Subtype: -
EDD is: FLX_PARTY_INDUSTRY

- For Connector: OBP Cust Identific Doc

The ADI is Customer Identification Document
ADI Subtype: -
EDD is: FLX_CUST_IDENTIFCTN_DOC

For the above connectors, refer the file [Customer](#) for OBP Column name and the Target Logical Name.

14 DDA Module

14.1 List of DDA Tables

- For Connector: OBP Cust Acct Casa

The ADI is Customer Account
ADI Subtype: CASA Contracts
EDD is: FLX_DD_DETAILS

- For Connector: OBP Cust Acct Casa Txn

The ADI is Customer Account Transaction
ADI Subtype: CASA Transaction

EDD is: FLX_DD_TXNS

- For Connector: OBP Cust Acct OD

The ADI is Customer Account
ADI Subtype: OD Accounts EDD
is: FLX_OD_DETAILS

- For Connector: OBP Cust Acct OD Txn

The ADI is Customer Account Transaction
ADI Subtype: Over Draft Accounts Transactions

EDD is: FLX_OD_TXNS

For the above connectors, refer the file [DDA](#) for OBP Column name and the Target Logical Name.

15 Facility Module

15.1 List of Facility Tables

- For Connector: OBP Limit Structure

The ADI is Limit Structure
ADI Subtype: -

EDD is: FLX_FACILITY_STRUCTURE

- For Connector: OBP Limits Summary

The ADI is Limits Summary
ADI Subtype: -

EDD is: FLX_FACILITY_DETAILS

- For Connector: OBP Crdt Facility Details

The ADI is Credit Facility Details

Summary ADI Subtype: - Credit Facility Details

EDD is: FLX_CREDIT_LINE_DTLS

- For Connector: OBP Credit Facility Master

The ADI is Credit Facility Master
Summary ADI Subtype: -

EDD is: FLX_CREDIT_LINE_MASTER

For the above connector, refer the file [Facility](#) for OBP Column name and the Target Logical Name.

16 General Ledger (GL) Module

16.1 List of GL Tables

- For Connector: OBP General Ledger Master

The ADI is General Ledger Master
ADI Subtype: -

EDD is: FLX_GL_ACCOUNTS

- For Connector: OBP General Ledger Data

The ADI is General Ledger Data
ADI Subtype: -

EDD is: FLX_LEDGER_BALANCE

For the above connector, refer the file [GL](#) for OBP Column name and the Target Logical Name.

17 Interest Module

17.1 List of Interest Tables

- For Connector: OBP Account Rate Tiers

The ADI is Account Rate Tiers

ADI Subtype: -

EDD is: FLX_ACCT_RATE_TIERS

For the above connector, refer the file [Interest](#) for OBP Column name and the Target Logical Name.

18 Loan Module

18.1 List of Loan Tables

- For Connector: OBP Applicant

The ADI is Account Address
ADI Subtype: -

EDD is: FLX_OR_APPLICANT

 - For Connector: OBP Cust Acct Loan Txn

ADI Subtype: - Loan Contracts Transactions

EDD is: FLX_LN_TXNS

 - For Connector: OBP Cust Acct Loan

The ADI is Customer Account
ADI Subtype: - Loan Contracts
EDD is: FLX_LN_CONTRACTS

 - For Connector: OBP Payment Schedule

The ADI is Payment Schedule
ADI Subtype:

EDD is: FLX_LN_PAYMENT_SCHD

 - For Connector: OBP Account Address

The ADI is Account Address
ADI Subtype: -

EDD is: FLX_LN_ACCT_ADDRESS

 - For Connector: OBP Cust Acct Commitment
The ADI is Customer Account
-

ADI Subtype: -

EDD is: FLX_LN_COMM_CONTR

- For Connector: OBP Cust Acct Loan Txn

The ADI is Customer Account Transaction

ADI Subtype: Loan Contracts Transactions

EDD is: FLX_LN_TXNS

- For Connector: OBP Loan Purpose Master

The ADI is Loan Purpose Master

ADI Subtype: -

EDD is: FLX_LN_PURPOSE_MAST

- For Connector: OBP Payment Schedule

The ADI is Payment Schedule

ADI Subtype: -

EDD is: FLX_LN_PAYMENT_SCHD

- For Connector: OBP Transaction Master

The ADI is Transaction Master

ADI Subtype: -

EDD is: FLX_LN_TXNS_MAST

For the above connector, refer the file [Loan](#) for OBP Column name and the Target Logical Name.

19 Mitigant Module

19.1 List of Mitigant Tables

- For Connector: COBP Mitigant Master

The ADI is Mitigant Master
ADI Subtype: -

EDD is: FLX_MITIGANT_MASTER

 - For Connector: OBP Mitigants

The ADI is Mitigants
ADI Subtype: -

EDD is: FLX_MITIGANTS

 - For Connector: OBP Account Mitigant Map

The ADI is Account Mitigant Map
ADI Subtype: -

EDD is: FLX_ACCT_MITIGANT_MAP

 - For Connector: OBP Mitigant Issuer Master

The ADI is Mitigant Issuer
Master ADI Subtype: -

EDD is: FLX_MITIGANT_ISSUER

 - For Connector: OBP Mitigant Chrg Details

The ADI is Mitigant Charge Details
Master ADI Subtype: -

EDD is: FLX_MITIGANT_CHARGE_DETAILS

 - For Connector: OBP Cust Acct Loan
-

The ADI is Customer Account
ADI Subtype: Loan Contracts
EDD is: FLX_LN_CONTRACTS

For the above connector, refer the file [Mitigant](#) for OBP Column name and the Target Logical Name.

20 Origination Module

20.1 List of Origination Tables

- For Connector: OBP Appl Reject Reason

The ADI is Application Reject Reason Master
ADI Subtype: -
EDD is: FLX_OR_APPLN_REJ_RSN

 - For Connector: OBP Applicant

The ADI is Applicant
ADI Subtype: -
EDD is: FLX_OR_APPLICANT

 - For Connector: OBP Applications

The ADI is Applications
ADI Subtype: -
EDD is: FLX_OR_APPLICATION

 - For Connector: OBP Channel Master

The ADI is Channel Master
ADI Subtype: -
EDD is: FLX_OR_CHANNELS

 - For Connector: OBP Txn Channel Type Mast

The ADI is Transaction Channel Type Master
ADI Subtype: -
EDD is: FLX_OR_CHANNEL_TYPE
-

- For Connector: OBP Or Appln Evnt Decs

The ADI is Application Event Decision
ADI Subtype: -

EDD is: FLX_OR_APPLN_EVNT_DECS

 - For Connector: OBP Appl Doc Print Log

The ADI is Applications Document Print
Log ADI Subtype: -

EDD is: FLX_LN_APL_DOC_PRNT_LOG

 - For Connector: OBP Or App Partyrole Map

The ADI is Party Liability Details
ADI Subtype: -

EDD is: FLX_OR_APP_PARTYROLE_MAP

 - For Connector: OBP Application Doc

The ADI is Application Document
ADI Subtype: -

EDD is: FLX_APPLICATION_DOC

 - For Connector: OBP Or Appln Evnt Decs

The ADI is Application Event Decision
ADI Subtype: -

EDD is: FLX_OR_APPLN_EVNT_DECS

 - For Connector: OBP Or Application Group

The ADI is Application Group
ADI Subtype: -

EDD is: FLX_OR_APPLICATION_GROUP
-

- For Connector: OBP Or Appln Grpevnt Decs

The ADI is Application Group Event Decision

ADI Subtype: -

EDD is: FLX_OR_APPLN_GRPEVNT_DECS

For the above connector, refer the file [Origination](#) for OBP Column name and the Target Logical Name.

21 Overdraft Module

21.1 List of Overdraft Tables

- For Connector: OBP Cust Acct OD

The ADI is Customer Account
ADI Subtype: OD Accounts
EDD is: FLX_TD_DETAILS

- For Connector: OBP Cust Acct TD Txn

The ADI is Customer Account Transaction
ADI Subtype: Over Draft Accounts Transactions
EDD is: FLX_TD_TXNS

For the above connector, refer the file [Overdraft](#) for OBP Column name and the Target Logical Name.

22 Party Module

22.1 List of Party Tables

- For Connector: OBP Party Master

The ADI is Party Master
ADI Subtype: -

EDD is: FLX_PARTY_DETAILS

 - For Connector: OBP Party Address

The ADI is Party Address
ADI Subtype: -

EDD is: FLX_PARTY_ADDRESS

 - For Connector: OBP Party Email Address

The ADI is Customer Email Address
ADI Subtype: -

EDD is: FLX_PARTY_EMAIL_ADDR

 - For Connector: OBP Party Financials

The ADI is Party Financials
ADI Subtype: -

EDD is: FLX_PARTY_FINANCIALS

 - For Connector: OBP Party Master

The ADI is Party Master
ADI Subtype: -

EDD is: FLX_PARTY_DETAILS

 - For Connector: OBP Party Phone
-

The ADI is Party Phone

ADI Subtype: -

EDD is: FLX_PARTY_PHNE_DTLS

- For Connector: OBP Party Role Map

The ADI is Party Role Map

ADI Subtype: -

EDD is: FLX_PARTY_ROLE_MAP

- For Connector: OBP Party Empl Dtls
The ADI is Party Employment Details

ADI Subtype: -

EDD is: FLX_PARTY_EMPL_DTLS

- For Connector: OBP Party Asset Dtls

The ADI is Party Asset Details

ADI Subtype: -

EDD is: FLX_PARTY_ASSET_DTLS

- For Connector: OBP Party Expns Dtls

The ADI is Party Expense Details

ADI Subtype: -

EDD is: FLX_PARTY_EXPNS_DTLS

- For Connector: OBP Party Income Dtls

The ADI is Party Income Details

ADI Subtype: -

EDD is: FLX_PARTY_INCOME_DTLS

- For Connector: OBP Party Liability Dtls
-

The ADI is Party Liability Details

ADI Subtype: -

EDD is: FLX_PARTY_LIABILITY_DTLS

- For Connector: OBP Party To Party Relationship

The ADI is Party To Party Relationship

ADI Subtype: -

EDD is: FLX_PI_PARTY_RELATION

- For Connector: OBP Dealer Master

The ADI is Dealer Master

ADI Subtype: -

EDD is: FLX_PARTY_DEALER_MASTER

For the above connector, refer the file [Party](#) for OBP Column name and the Target Logical Name.

23 Product Module

23.1 List of Product Tables

- For Connector: OBP Product Category Mast

The ADI is Product Category
Master ADI Subtype: -

EDD is: FLX_PRODUCT_GROUPS

- For Connector: OBP Product Master

The ADI is Product Master
ADI Subtype: -

EDD is: FLX_PRODUCTS

- For Connector: OBP Product Type Master

The ADI is Product Type Master
ADI Subtype: -

EDD is: FLX_PRODUCT_TYPES

For the above connector, refer the file [Product](#) for OBP Column name and the Target Logical Name.

24 Term Deposit Module

24.1 List of Term Deposit Tables

- For Connector: OBP Cust Acct TD

The ADI is Customer Account
ADI Subtype: Term Deposit
EDD is: FLX_TD_DETAILS

- For Connector: OBP Cust Acct TD Txn

The ADI is Customer Account Transaction
ADI Subtype: Term Deposits Transactions
EDD is: FLX_TD_TXNS

For the above connector, refer the file [Term Deposit](#) for OBP Column name and the Target Logical Name.

25 Term Deposit Module

25.1 List of Term Deposit Tables

- For Connector: OBP Cust Acct TD

The ADI is Customer Account
ADI Subtype: Term Deposits Transactions
EDD is: FLX_TD_TXNS

- For Connector: OBP Cust Acct TD Txn

The ADI is Customer Account Transaction
ADI Subtype: Term Deposits Transactions
EDD is: FLX_TD_TXNS

For the above connector, refer the file [Term Deposit](#) for OBP Column name and the Target Logical Name.



OFS DIH Foundation Pack Extension for OBP

User Manual

Release 8.0.6.0.0

Oracle Corporation
World Headquarters
500 Oracle Parkway
Redwood Shores, CA 94065
U.S.A.

Worldwide Inquiries:

Phone: +1.650.506.7000

Fax: +1.650.506.7200

www.oracle.com/us/industries/financial-services/

Copyright © 2018 Oracle Financial Services Software Limited. All rights reserved.

No part of this work may be reproduced, stored in a retrieval system, adopted or transmitted in any form or by any means, electronic, mechanical, photographic, graphic, optic recording or otherwise, translated in any language or computer language, without the prior written permission of Oracle Financial Services Software Limited.

Due care has been taken to make this Installation Guide and accompanying software package as accurate as possible. However, Oracle Financial Services Software Limited makes no representation or warranties with respect to the contents hereof and shall not be responsible for any loss or damage caused to the user by the direct or indirect use of this Installation Guide and the accompanying Software System. Furthermore, Oracle Financial Services Software Limited reserves the right to alter, modify or otherwise change in any manner the content hereof, without obligation of Oracle Financial Services Software Limited to notify any person of such revision or changes.

All company and product names are trademarks of the respective companies with which they are associated.
